

Inclusiveness

Our Young Kindness in the Classroom lessons teach kindness skills through a combination of literacy, math and science, citizenship, and music/movement activities that allow our youngest students a chance to explore difficult abstract concepts through a variety of concrete opportunities.



This unit is the third of our six-unit series, which lasts six months. If your school operates year-round, there is a second six-month cycle that will cover the same concepts, but at a higher level. The focus at this young age is exposure to basic levels of inclusiveness and ample time to practice skills related to this concept.

Overview of Inclusiveness Unit

This packet contains everything you will need to complete this four-week unit. This is broken down into three core components:

- **Unit Overview** This includes a snapshot of everything covered in the following four learning domains:
 - **Literacy** There are four read-alouds PLUS activities and printables
 - **Math/Science** Counting, Patterns, Experiments, etc.
 - **Citizenship/Social Studies** Our themed RAK character will take students through community-based INCLUSIVENESS activities
 - **Music & Movement** Rhymes, fingerplays, chants, etc. to reinforce INCLUSIVENESS
 - ONE **PROJECT** IS ALSO INCLUDED EACH WEEK!

- **Weekly Plans-** Each week includes all four domains and covers the following themes:
 - Week 1: **Friendship, Kindness**
 - Week 2: **Inclusiveness, Kindness, Friendship**
 - Week 3: **Friendship, Inclusiveness, Kindness**
 - Week 4: **Diversity, Inclusiveness**

- **Printables-** Each learning domain includes at least one printable to help reinforce the concept and practice basic fine and gross motor skills. The RESPECT unit includes the following:
 - I is for INCLUSIVENESS coloring sheet (**Literacy**)
 - Catch and Counting, Fun Food Matching (**Math**)
 - Color Combinations (**Science**)
 - Inclusive Isaac Stories (**Citizenship**)
 - Song Sheets (**Music & Movement**)
 - **And more..!**

Inclusiveness

RAK Concept: Inclusiveness	Read Aloud/ Literacy	Math/Science	Social Studies/ Citizenship	Music & Movement
<p>Week 1</p> <p><i>Themes:</i> Friendship, Problem Solving</p> <p>PROJECT: Welcome Packet</p>	<p><i>Peanut Butter and Cupcake</i> by Terry Border https://youtu.be/pUVe8Z-KGGk</p>	<p>Fun Food Matching</p>	<p>Meet Isaac the Inclusive Cow!</p>	<p>Make New Friends</p>
<p>Week 2</p> <p><i>Themes:</i> Friendship, Inclusiveness, Problem Solving</p> <p>PROJECT: Playground Rules</p>	<p><i>Can I Play Too?</i> by Mo Willems https://youtu.be/8vbr81Vf9Hc</p>	<p>Catch and Counting</p>	<p>Isaac helps everyone feel included.</p>	<p>Look Who Came to School Today</p>
<p>Week 3</p> <p><i>Themes:</i> Friendship, Inclusiveness</p> <p>PROJECT: Matching Game</p>	<p><i>We're Different, We're the Same!</i> by Bobbi Jane Kates https://youtu.be/ehrRjxGVuk0</p>	<p>What's Different?</p>	<p>We are different and the same.</p>	<p>We're All Different and We're All the Same</p>
<p>Week 4</p> <p><i>Themes:</i> Diversity, Inclusiveness</p> <p>PROJECT:</p>	<p><i>The Color of Us</i> by Karen Katz https://youtu.be/O58brpCvmRs</p>	<p>Color Combinations</p>	<p>Isaac makes a new friend by welcoming him to the farm.</p>	<p>Oh Can You Find?</p>

Inclusiveness Week 1

Theme: Friendship, Problem Solving

Book of the Week: *Peanut Butter and Cupcake* by Terry Border <https://youtu.be/pUVe8Z-KGGk>

Materials: Book of The Week, Inclusive Isaac Script, Sing-Along, Fun Food Matching worksheet

Literacy



Share

Read *Peanut Butter and Cupcake* by Terry Border

Read Aloud Link: <https://youtu.be/pUVe8Z-KGGk>

Together, discuss what Peanut Butter was trying to do - what was he looking for? When Peanut Butter and Jelly started having fun together, what happened?

Math & Science



Inspire

Fun Food Matching

In the Fun Food Matching worksheet, have students pair up the foods that typically go together. Then use the pairs to conduct different polls and track the results on the board. Which food pairing do kids like the most? Which do they like the least? Discuss why they think the flavors go together.

Citizenship & Social Studies



Empower

Introduce ISAAC the INCLUSIVE Cow. Isaac is always kind and inclusive of all the other animals. This means he works hard to make sure everyone belongs. How can you help others feel like they belong? **Read Part 1 of the INCLUSIVE ISAAC script located at the end of this unit.**

Music & Movement



Reflect

Using the Sing-Along sheet at the end of the unit, say the following rhyme:

Make New Friends

Author Unknown

Make new friends,
but keep the old.
One is silver,
the other is gold.

A circle is round,
it has no end.
That's how long,
I will be your friend.

OPTIONAL PROJECT



Project

Welcome Packet

It can be hard to be a new kid in town. You have to work hard to meet new people and make new friends. Let's create a welcome packet for any new friends who join our class! *See the C1, W1 Project page for more details.

Inclusiveness Week 2

Theme: Friendship, Inclusiveness, Problem Solving

Book of the Week: *Can I Play Too?* by Mo Willems <https://youtu.be/8vbr81Vf9Hc>

Materials: Book of the Week, Inclusive Isaac Script

Literacy



Share

Read *Can I Play Too?* by Mo Willems

Read Aloud Link: <https://youtu.be/8vbr81Vf9Hc>

Why didn't Gerald the Elephant and Piggie want to play catch with Snake at first? Did playing catch with a ball work for Snake? What was their new idea that helped include Snake in the game of catch?

Math & Science



Inspire

Catch and Counting

Pair students up or put them in small groups. Give each pair or group a blown-up balloon. The object is to gently hit the balloon to one another and not let it hit the floor. Invite students to count each time they hit the balloon. If the balloon hits the floor, they have to start over. See how high they can get after a few rounds. *To add challenge, tell them they cannot use their arms!

Citizenship & Social Studies



Empower

Bring ISAAC THE INCLUSIVE COW to circle time. Isaac always shows inclusiveness. Whenever we see Isaac, we think of welcoming others and making them feel like they belong. Let's see how Isaac has shown inclusiveness today. **Read Part Two of the INCLUSIVE ISAAC script.**

Music & Movement



Reflect

Using the Sing-Along sheet at the end of the unit, sing the following song:

Look Who Came to School Today

(To the tune of "Mary Had a Little Lamb")

Look who came to school today,

School today,

School today.

Look who came to school today,

Let's all say hello.

<Child's name> came to school today,

School today,

School today.

<Child's name> came to school today,

We're so glad she/he did.

OPTIONAL PROJECT



Project

Recess Rules

Review the rules for how we can be kind and inclusive during recess. If you don't have specific rules, create some with input from the kids. Have students draw pictures of their favorite thing to do on the playground.

Inclusiveness Week 3

Theme: Friendship, Inclusiveness

Book of the Week: *We're Different, We're the Same!* by Bobbi Jane Kates

<https://www.youtube.com/watch?v=ehrRjxGVuk0>

Materials: Book of the Week, Inclusive Isaac Script, Sing-Along Sheet, What's Different worksheet, matching game

Literacy



Share

Read *We're Different, We're the Same!* by Bobbi Jane Kates

Read Aloud Link: <https://www.youtube.com/watch?v=ehrRjxGVuk0>

Talk about all of the wonderful ways we are all different and also the same.

Math & Science



Inspire

What's Different?

Give each student a copy of the What's Different worksheet and have them circle and color the Isaac that is different.

Citizenship & Social Studies



Empower

Take time to talk with ISAAC THE INCLUSIVE COW. Isaac always shows inclusiveness, even if he is different from others or others are different from him. **Read Part 3 of the INCLUSIVE ISAAC script located at the end of this unit.**

Music & Movement



Reflect

Using the Sing-Along sheet at the end of the unit, sing the following song

We're All Different and We're the Same

Song Lyrics and Sound Clip
Jack Hartmann

I've got two hands, one and two
I can clap them and you can, too
So let's clap together and celebrate
We're all different and we're the same

**See song sheet for full verses and media clip*

OPTIONAL PROJECT



Project

Matching Game

Make copies of the RAK Animal Matching Game sheet and have students cut apart each animal. Then, in pairs, have students play a matching game, by flipping over the cards and seeing how many matched pairs they can find. *Any matching game can work for this activity.

Inclusiveness Week 4

Theme: Diversity, Inclusiveness

Book of the Week: *The Colors of Us* by Karen Katz <https://youtu.be/O58brpCvmRs>

Materials: Book of The Week, Inclusive Isaac script, Sing-Along, clear cups, water, food coloring

Literacy



Share

Read *The Colors of Us* by Karen Katz

Read Aloud Link: <https://youtu.be/O58brpCvmRs>

Discuss all the different shades of color we have. Using a color chart, have kids describe the colors without using their color names (e.g. yellow = sun; green = grass).

Math & Science



Inspire

Color Combinations

Follow the instructions on the Color Combination handout to do this fun color blending experiment. Have students predict what new colors they think the combinations will make.

Citizenship & Social Studies



Empower

Talk with ISAAC THE INCLUSIVE COW about how much your class has learned about inclusiveness. Isaac always shows inclusiveness. Whenever we see Isaac, we think about welcoming everyone in with open arms. Even though this is our last week of inclusiveness, Isaac will stay with us this year to remind us to always be welcoming. **Read Part 4 of the INCLUSIVE ISAAC script below.**

Music & Movement



Reflect

Using the Sing-Along sheet at the end of the unit, sing the following song

Oh Can You Find?

(To the tune of "The Muffin Man")

Oh, can you find the color _____,

The color _____, the color _____?

Oh, can you find the color _____,

Somewhere in this room?

**Repeat with as many colors as you wish*

OPTIONAL PROJECT




Project

Color Scavenger Hunt

Give each student a Color Scavenger Hunt sheet and ask them to find and collect one small object in the classroom that is on their sheet. Time students to see how quickly they can find something of each color!

INCLUSIVE ISAAC Script- PART 1

Meet Isaac! Some of you may remember Isaac from other lessons. He is a Cow on our Kindness Farm. Isaac LOVES meeting new animals and visitors to the farm. In fact, he is the official Farm Greeter! His main job? To invite everyone in, with OPEN arms, and make them feel welcome! **[If you are using this in the 2nd half of the year, you could quiz students if they remember what Isaac's main job is.]** Can you all open your arms really wide for me? Great job! Isaac is the most welcoming animal on the Kindness Farm and this month we are going to learn how to be inclusive and welcoming just like him. Some things Isaac does to make everyone who visits the farm feel included is to greet them with a smile and a wave! He always asks everyone their name and works hard to learn it so when they come back, he can greet them by name! Class, what are some things we do when we have new students or special visitors come to our classroom? How do we make new people feel welcome? Let's try doing what Isaac does today and greet everyone we see with a smile.



INCLUSIVE ISAAC Script- PART 2

Hello, Isaac! It's great to see you again! How are things going on the Kindness Farm this week? ***Pretend Isaac whispers in your ear.** Oh! That sounds like fun! Class, Isaac was just telling me how he, Raphael the Respectful Dog, and Chloe the Caring Cat all played games together. But, they ran into an issue - Raphael wanted to play tag. Chloe wanted to play hide and seek. And Isaac wanted to play catch. They couldn't agree on which game to play and they all felt very sad. Class, if you were there, how might you help Isaac, Raphael, and Chloe solve this problem? ***Invite student responses - ideally you'll hear suggestions like "take turns playing different games" or "maybe they can play a game like 'Rock, Paper, Scissors' to help them decide who gets to pick the first game", etc.).** These are all great ideas! Let's remember these ideas the next time we are playing together and you can't agree on what to play first. Remember it's kind to welcome everyone into the games you are playing and it's fair to take turns and let others help choose what to play first.

INCLUSIVE ISAAC Script- PART 3

Welcome back, Isaac! This week we are learning all about how we are both different and the same! We all belong! Class, let's talk about how we are the same as Isaac the Inclusive Cow. What are some similarities between us and Isaac? ***Invite student responses. Ideas may include: We both have eyes, we both breathe, we both eat, we both sleep, and we can both live on farms.** Great observations! Now, how are we different from Isaac? ***Invite student responses. Ideas may include: Isaac eats grass and we eat other foods. Isaac lives outside and in a barn and we live in houses (though both could be on a farm). Isaac is an animal and we are humans. Isaac can't speak words and we can.** Yes! We have a lot that is similar to Isaac and a lot that is different. It is important to remember that just because another creature might look and seem very different from us, they have similarities to us as well. They need food, shelter, and care to live and be happy. Do any of you have animals in your life that you take care of? This week, let's remember that all creatures belong and it's important to show kindness to everyone and everything, even if they seem quite different from us.

INCLUSIVE ISAAC Script- PART 4

Hello Isaac! Great to see you again! Though, Isaac, we are a little sad today. This is our last week with you! You have done such a great job making us all feel welcome on the kindness farm through our Inclusiveness lessons. Thank you! Class, can we all shout "THANK YOU" to Isaac? ***Invites students to yell "THANK YOU!"** Class, Isaac has one last story for us about inclusiveness. One day on the farm, Mr. Farmer brought home a new cow! This cow looked different from Isaac. This cow was chocolate brown with milky white spots. This cow had two short horns that were sharp as arrows. This cow was bigger than Isaac and looked different from Isaac, and Isaac felt a little nervous. But, you know what Isaac did? He walked up to the new cow, who was eating grass out in the pasture, and said, "Hello! My name is Isaac. What is your name?" And the new cow said his name was Ian and he was visiting for a few days. His owner, Ms. Farmer, was taking a trip and Mr. Farmer agreed to let Ian spend the week on his farm. "Oh!", said Isaac. "Well, welcome! We are glad to have you here." Ian and Isaac had a great week together, running in the fields, eating grass, and playing with the other animals. Isaac was sad when Ian went back to his own farm.

So, remember that whenever we see Isaac in our Kindness Farm, we need to think about being **inclusive** - which means we include others, invite them in, and welcome them with open arms. We've learned from Isaac that we are all different yet all the same. We have learned how to make people feel welcome by smiling at them, saying hello, and learning their names.



Make New Friends

Author Unknown

**Make new friends,
but keep the old.
One is silver,
the other is gold.**

**A circle is round,
it has no end.
That's how long,
I will be your friend.**



Look Who Came to School Today

(To the tune of "Mary Had a Little Lamb")

Look who came to school today,
School today,
School today.

Look who came to school today,
Let's all say hello.

<Child's name> came to school today,
School today,
School today.

<Child's name> came to school today,
We're so glad she/he did.



We're All Different and We're the Same

Song Lyrics and Sound Clip
Jack Hartmann

*I've got two hands, one and two
I can clap them and you can, too
So let's clap together and celebrate
We're all different and we're the same*

*I've got two hips, one and two
I can twist them and you can, too
So let's twist together and celebrate
We're all different and we're the same*

*I've got two feet, one and two
I can jump and you can, too
So let's jump together and celebrate
We're all different and we're the same*

*We're all different, with different color eyes that see
We're all the same, we all have a heart that beats
We're all different, with different hair color and smiles
We're all the same, we all love to laugh and sometimes cry
Hold hands together and celebrate
We're all different and we're the same*

*I've got two arms, one and two
I can sway them and you can, too
So let's sway together and celebrate
We're all different and we're the same*

*I've got two legs, one and two
I can dance and you can, too
So let's dance together and celebrate
We're all different and we're the same*

We're all different and we're the same

See the following link for sound clip: <https://www.songsforteaching.com/jackhartmann/s/werealldifferentandwerethesame.mp3>



Oh Can You Find?

(To the tune of "The Muffin Man")

Oh, can you find the color _____,
The color _____, the color _____?
Oh, can you find the color _____,
Somewhere in this room?

**Repeat with as many colors as you wish*

Directions: Draw a line between the food pairs that usually go together (like peanut butter and jelly).
Circle the pair that you like the best!




Eggs



Meatballs



Peanut Butter




Bacon



Spaghetti



Salsa



Chips




Jelly


Directions: As a class, create a “New Friend Packet” for when new students join the class. This can include anything you’d like, but below are some suggestions. Once you have all of the materials collected and/or created, you could keep them in a folder or manilla envelope to give to a new student who joins the class this year. Depending on how often new students typically join throughout the year, you may want to make more than one packet - you could put the students into groups to generate more content at one time.

Packet Contents (suggestions):


- School (or “teacher-taken”) picture of every student with their name written on the back of a class picture with names written on the back
- Welcome note from the teacher and class
- RAK coloring pages
- “Coupon” for a class prize or to local businesses (if new in town)
- Map of the classroom (students could color these)
- All About Me sheet (can find online or create yourself - you can use it as a way to do a special introduction of the new student).



Directions: Look at the four Isaac the Inclusive Cows below. They are all the same, but **one** is just a little different from the rest. Can you spot which Isaac is different? Circle him and then color him in.



Directions: Cut out the RAK animals below. Have students organize the cards face down into rows. Then, in pairs or small groups, have them flip the cards over two at a time and try to make matched pairs.



Directions: Follow the instructions below to set up color combination stations. The objective is for students to experiment with mixing different colors and predict which colors they think they will create. Depending on the size of the class, it may be easier (and less messy!) for the teacher to run this experiment with student helpers.

Materials:

- 4 plastic, see-thru cups
- Food coloring (3 primary colors: red, blue, yellow)
- Water

Instructions:

1. Set up three color combination stations at the head of the class
 - Station 1:
 - One see-thru cup half-filled with water
 - Blue food coloring
 - Yellow food coloring
 - Station 2:
 - One see-thru cup half-filled with water
 - Red food coloring
 - Yellow food coloring
 - Station 3:
 - One see-thru cup half-filled with water
 - Blue food coloring
 - Red food coloring
2. Go to Station 1 and ask students which color they think Blue + Yellow will make. Tell students they are making a prediction. Then, add a drop of blue to the cup and then add a drop of yellow. Add more drops as needed to create the color green. Show the class the green cup. Was their prediction correct?
3. Repeat Step 2 at Stations 2 and 3. You could invite student helpers to add the coloring at Stations 2 and 3.

Directions: Complete a Color Scavenger hunt around the classroom. Find one small object for each of the colors below. Check each color off your list once you find a matching object!

Color

I Found It!

Blue



Red



Green




Yellow



Purple





I is for Inclusiveness